

ADDENDUM, CONSTRUCTION CHANGE DOCUMENTS, DRAWING, DEFERRED APPROVAL WORKSHEET AND TRANSMITTAL MEMO

Project Name/School: Sutter Middle School (Sacramento City USD)		DSA File #: 34	- 53
<input type="checkbox"/> Change Order #:	<input checked="" type="checkbox"/> Addendum #: 01 (Sub 1)	DSA App.02	- 115661
<input type="checkbox"/> Deferred Approval:	<input type="checkbox"/>		

2 sets Addendum #1

25

B

X

X Transmittal 1 of B

X

1 of B

11/29/17

X

X

Remarks:

Corrections - Please return the following items with

11/29/17
11-29-17

Approved/Disapproved/Not Required
 Approved/Disapproved/Not Required
Approved/Disapproved/Not Required

115661

SI
11/29/17

- AD1.07 REVISION TO SHEET M6.3
- AD1.08 REVISION TO SHEET P2.3.1
- AD1.09 REVISION TO SHEET P2.3.3
- AD1.10 REVISION TO SHEET E0.2
- AD1.11 REVISION TO SHEET E0.2
- AD1.12 REVISION TO SHEET E3.1.2
- ~~AD1.13 REVISION TO SHEET E4.1.2~~
- AD1.14 REVISION TO SHEET E4.1.3
- ~~AD1.15 REVISION TO SHEET E4.1.4~~
- ~~AD1.16 REVISION TO SHEET E4.1.5~~
- AD1.17 REVISION TO SHEET E4.1.6
- ~~AD1.18 REPLACEMENT TO SHEET E5.1.1~~

NO.	DESCRIPTION	DATE	BY
AD	HEALTH		
PROJECT: NAVA			
SUTTER MIDDLE SCHOOL - HVAC REPLACEMENT			
1	DELETE		with 5

4. DRAWINGS

A. Sheet A6.3.3, Unit D – Third Floor Reflected Ceiling Plan

1. ~~ADD General Note 7 to read "Refer to Detail 15/A8 1.1 for DuctSox duct wrap~~

NO.	DESCRIPTION	DATE	BY
E			
1			

November 10, 2017
Addendum No. 01
Sutter Middle School – HVAC Replacement
Page 5

1.	Detail A - [Redacted] - Schedule Notes and List
----	---

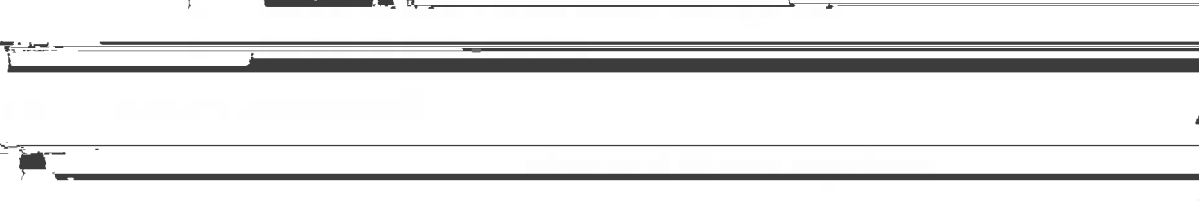
*** END OF ADDENDUM ***

j:\1225_sutter.ms_hvac_replacement\5.02_addenda\addendum #1\addndm 01.docx



PART 1 - GENERAL

1.1 INCLUSION OF OTHER CONTRACT DOCUMENTS

- A. The General Requirements, Division 01 are fully applicable to this Section, as if repeated herein.
 - 1. Related Work Specified Elsewhere
 - a. Section 07 9200 – Joint Sealants



B.



- a. Section 09 0100 – Painting
- 2. AAMA 2605-98
- 3. AAMA 611-98
- C. Porcelain Enamel Institute (PEI)
 - 1. PEI S-100 Specification for Porcelain Enamel on Steel

1.4 SUBSTITUTIONS

- A. Substitutions shall be in conformance with Section 01 3300

1.5 SUBMITTALS

- A. Submittals shall be in conformance with Section 01 3300.
- B. Two copies of manufacturer's standard literature for specified material

**GLAZING PANELS
SECTION 08 8200
15-1225
ADDENDUM NO. 01**

C. Samples:

1. Panel makeup - 2 samples - 3"x5"
2. Two samples of each color and finish texture - 3"x5"

E.

- D. Shop Drawings: Indicate thickness, dimension and components of parts. Detail glazing methods, framing and tolerances to accommodate thermal movement.

Submit executed Guarantee of Contractor/Subcontractor per Section 01 3300.

1.6 DELIVERY, STORAGE AND HANDLING

- Protect finish and edge in accordance with panel manufacturer's recommendations.

PART 2 - PRODUCTS

2.1 ACCEPTABLE MANUFACTURERS

- A. GlazeGuard 250 – opaque glazing panels as manufactured by Citadale Architectural Products, Inc. or approved equal.
- B. Acceptable alternatives: Panels having similar composite construction and finish

providing manufacturer has a minimum of 25 years panel laminating experience and comparable published warranties.

2.2 MATERIALS

- A. 1/2" non-tempered glazing panels. Both exposed faces are 6041 Aluminum Laminated to


**GLAZING PANELS
SECTION 08 8200
15-1225
ADDENDUM NO. 01**

1. Exterior: Prefinished smooth aluminum - Kynar Series F, standard - plus Kynar 500, color selected by Architect from panel manufacturer's color selection guide.



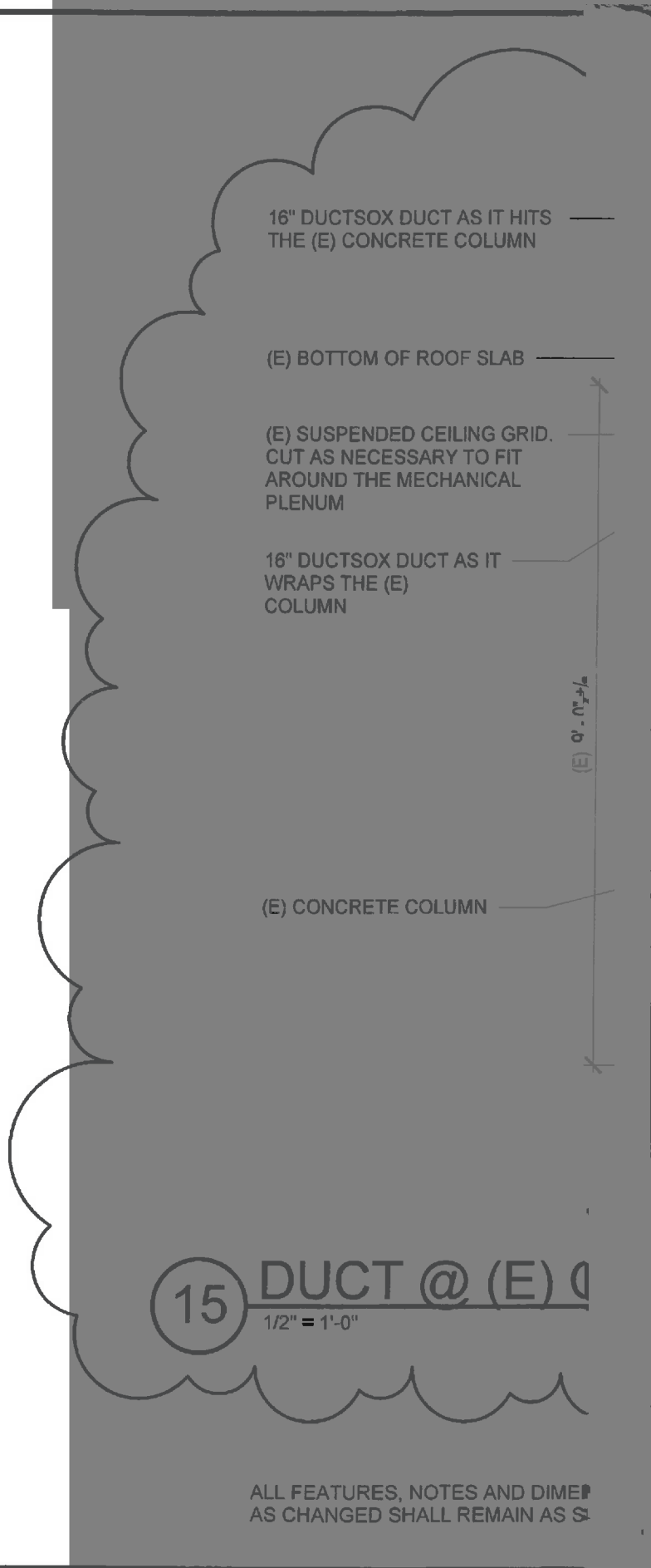
**GLAZING PANELS
SECTION 08 8200
15-1225
ADDENDUM NO. 01**

3.4 PROTECTION



END OF SECTION

ii:\1225 sutter ms - hvac replacement\4.06 projman\08 8200_glazing panels addendum 01.docx



15 DUCT @ (E) 1/2" = 1'-0"

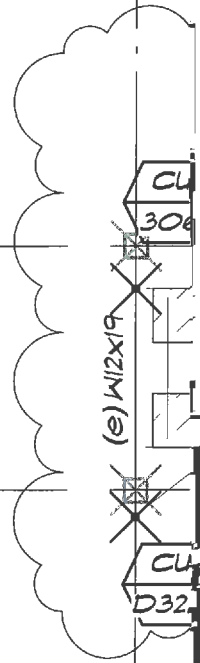
ALL FEATURES, NOTES AND DIMENSIONS AS CHANGED SHALL REMAIN AS SHOWN

Addendum #1
 APPROVED
 DIV. OF THE STATE ARCHITECTURE
 SACRAMENTO REGIONAL OFFICE

AC _____ F.S. _____ SS *SP*
 APP. # *02 11561* DATE *11/29/17*

[Signature]

9



Addendum #1

APPROVED
DIV. OF THE STATE ARCHITECT
SACRAMENTO REGIONAL OFFICE

AC _____ F/LS _____ S _____
APP. # 02 115661 DATE 7/17

[Handwritten signature]

SD

\capsac\lan\network\Project_Docs\2016\161015.00\1200 Drawings\1205 AutoCAD Project Files\AD1 -- M0-3.DWG -- <reclaya> -- September 7, 2017

FAN SCHEDULE

FUNCTION	"GREENHECK" MODEL NO.	CFM	SP (IN. W.G.)	DUTY	STYLE	ROOF OPENING SIZE (IN.)	RPM	HP	WATTS
ROOF EXHAUST	CUBE-180HP	3,400	1.75	E	REU	16x16	1590	2	--



AUST
 ROOF EXHAUST UPBLAST

- HERMAL OVERLOAD PROTECTED MOTOR.
- FACTORY SOLID STATE SPEED CONTROLLER.
- API WELDED ROOF CURB, VENTED CURB EXTENSION, WITH DRAIN CONNECTION AND HINGED CURB CAP.

Addendum #1
 APPROVED

02
 115661
 SI
 11/29/17



DATE SIGNED: 09/07/17

ALL FEATURES, NOTES AND DIMENSIONS NOT SPECIFICALLY SHOWN OR NOTED AS CHANGED SHALL REMAIN AS SHOWN ON PREVIOUSLY ISSUED DOCUMENTS.

ADDENDUM #1 1

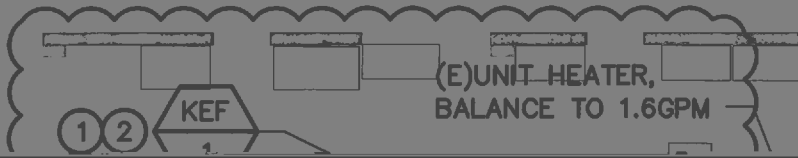


MECHANICAL SCHEDULES	DATE: 11/10/17
SUTTER MIDDLE SCHOOL - HVAC REPLACEMENT	PROJECT NO.: 15-1225
SACRAMENTO CITY UNIFIED SCHOOL DISTRICT	SHEET: AD1.03

umber 7, 2017

KITCHEN

B7



Addendum #1

APPROVED
DIV. OF THE STATE ARCHITECT
SACRAMENTO REGIONAL OFFICE

AC _____ F/LS _____ SS *SI*
62
 _____ *115661* _____ *11/29/17*

Addendum #

APPROVED
DIV. OF THE STATE ARCHITECTURE
SACRAMENTO REGIONAL OFFICE

A/C 02 F/LS SI
APP# 115661 DATE 11/29/17



DATE SIGN

FLUE VENT THRU I

SCALE : NONE

2" VENT —

MIN. 12"

ALL FEATURES, NOTES AND DIMENSIONS NOT SPECIFICALLY SHOWN OR AS CHANGED SHALL REMAIN AS SHOWN ON PREVIOUSLY ISSUED DRAWINGS

G - <recycle> - September 7, 2017

1/2" HN
'B-LINE' B-2000 SERIES
PIPE CLAMP

RIGHT
PORT
N. 6" HIGH.

ROUND

8" MIN.

1/2" THICK TRAFFIC PAD, SPOT
PLACED W/ RECESSED AREA

Addendum #1

APPROVED

DIV. OF THE STATE ARCHITECT

115661

11/29/17

ST

Note - This is an existing set of fans. There are 2 of them

Addendum #1

DIV. OF THE STATE ARCHITECT
SACRAMENTO REGIONAL OFFICE

Sequence of Operation

OCCUPIED MODE:

The exhaust fan will be *9/26/17* commanded on and *SE* off with the lights and scheduled via the BMS. *11/2/17*

UNOCCUPIED MODE:

The BMS will monitor a zone temperature control point.

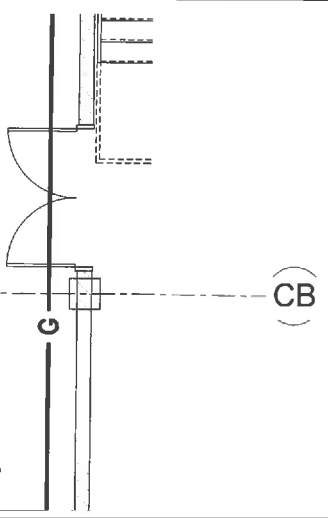
September 7, 2017

September 7, 2017

DM

E-106
(80 MRH)

2" G (400 MBH)
MOUNTED EXPOSED TIGHT
TO THE UNDERSIDE OF



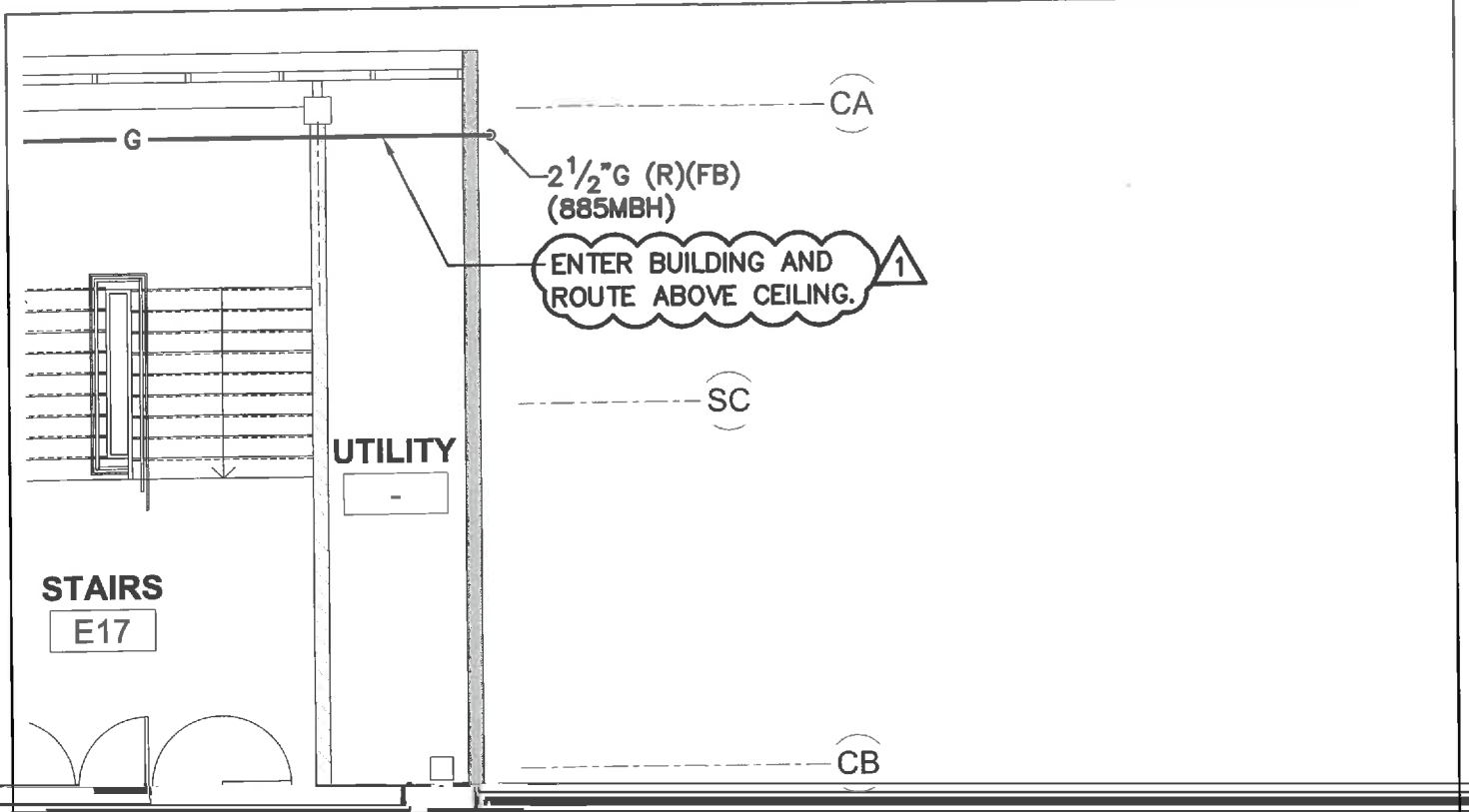
Addendum #1

APPROVED
DIV. OF THE STATE ARCHITECT
SACRAMENTO REGIONAL OFFICE

AC _____ F/LS _____ SS *SE*

APP. # *02* *15661* DATE *11/29/17*

12-2.DWG - <reelays> - September 7, 2017



Addendum #1

APPROVED
DIV. OF THE STATE ARCHITECT

*02
115661*

*SC
4/22/17*

STATE OF CALIFORNIA
INDOOR LIGHTING
CEC-NRCC-LTI-01-E (Revised 08/15)

CALIFORNIA ENERGY COMMISSION
NRCC-LTI-01-E

CERTIFICATE OF COMPLIANCE

Primary Function area in which
these luminaires are installed

Addendum #1

SE

APR. # *02 115661* DATE *4/29/17*

CERTIFICATE OF COMPLIANCE

NRCC-LTI-01-E

Indoor Lighting


(Page 2 of 6)

Project Name: **SUTTER MIDDLE SCHOOL - PROP 39 IMPROVEMENTS (UNIT-C)**

Date prepared: 12/19/16

C. Summary of Allowed Lighting Power

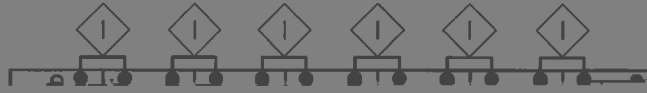
Conditioned and Unconditioned space Lighting must not be combined for compliance

Indoor Lighting Power for Conditioned Spaces			Indoor Lighting Power for Unconditioned Spaces		
		Watts			Watts
1.	Installed Lighting NRCC-LTI-01-E, page 4	+ 3,963 Watts		Installed Lighting NRCC-LTI-01-E, page 4	+
2.	PORTABLE ONLY FOR OFFICES NRCC-LTI-01-E, page 3	+ 0			
3.	Minus Lighting Control Credits NRCC-LTI-02-E, page 2	- 0		Minus Lighting Control Credits NRCC-LTI-02-E, page 2	-
4.	Adjusted Installed Lighting Power (row 1 plus row 2 minus row 3)	= 3,963 Watts		Adjusted Installed Lighting Power (row 1 minus row 3)	=

Addendum #1

APPROVED
 DIV. OF THE STATE ARCHITECT

12
115661 *St*
11/29/17



33D

Addendum #1

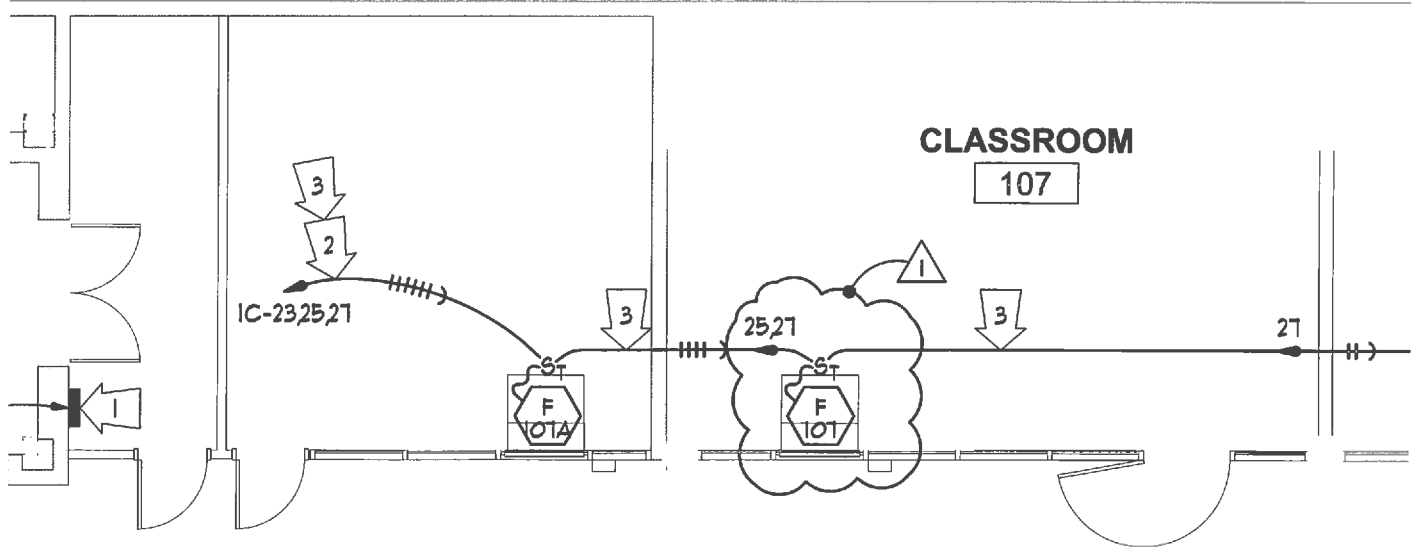
DIV. OF THE STATE ARCHITECT
SACRAMENTO REGIONAL OFFICE

APP. # *02*
115661 DATE _____

NOTE:

1

COORDINATE EXACT LOCATION OF DISCONNECT SWITCH PRIOR TO ROUGH-IN. DISCONNECTS TO HAVE CODE REQUIRED CLEARANCES.



Addendum #1

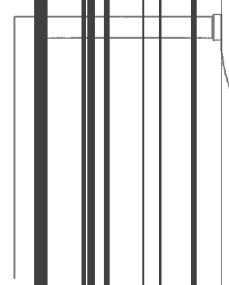
APPROVED
DIV. OF THE STATE ARCHITECT
SACRAMENTO REGIONAL OFFICE



HARRY A. YEE & ASSOCIATES, INC.
ELECTRICAL ENGINEERS

AC _____ F/LS _____ SS *St*

APP. # *115621* DATE *11/14/11*



Addendum #1

APPROVED
DIV. OF THE STATE ARCHIVES
SACRAMENTO REGIONAL

AC _____ F/LS _____ SS SE

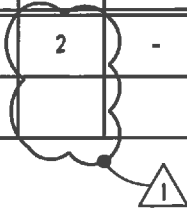
APP. # 02 45661 DATE 11/28/17

09/08/2017 10:09:37 AM



FAN SCHEDULE

UNIT	DESCRIPTION	VOLT / ϕ	HP	WATTS
KEF-B1	KITCHEN EXHAUST FAN	208/3	2	-



FURNACE SCHEDULE

UNIT	DESCRIPTION	VOLT /	FAN	HP	WATTS
------	-------------	--------	-----	----	-------


Attachment #1

APPROVED

STATE ARCHITECT.

2x

09/08/2017 10:09:37 AM



Addendum #1

APPROVED
DIV. OF THE STATE ARCHITECTURE
SACRAMENTO REGIONAL OFFICE

AC _____ F/LS _____ SS SE

APP. # 02 45661 DATE 4/29/17

S

B
ET.I



HARRY A. YEE & ASSOCIATES, INC.
ELECTRICAL ENGINEERS
4920 FREEPORT BLVD., SUITE D
SACRAMENTO, CALIFORNIA 95822
TEL: 916.454.5319
FAX: 916.454.4117
HYA Job #1611

ALL FEATURES
AS CHANGED

09/08/2017 10:09:37 AM

DIVISION OF THE STATE
SACRAMENTO REGISTRATION

AC _____ F/LS _____

APP. 02/11/17 D. 1/23/17

Addendum #1

APPROVED

SE

1/23/17



HARRY A. YEE & ASSOCIATES, INC.
ELECTRICAL ENGINEERS
4920 FREEPORT BLVD., SUITE D
SACRAMENTO, CALIFORNIA 95822
TEL: 916.454.5319
FAX: 916.454.4117
HYA Job #1611

ALL FEATURES
AS CHANGED S




Addendum #1

DIV. OF T
SACRAMEN

AC _____

APP. # 115661



8/22/2017 1:54:17 PM



HARRY A. YEE & ASSOCIATES, INC.
ELECTRICAL ENGINEERS
4920 FREEPORT BLVD., SUITE D
SACRAMENTO, CALIFORNIA 95822
TEL: 916.454.5319
FAX: 916.454.4117
HYA Job #1611

ALL FEATURES, NOTES AND
AS CHANGED SHALL REMAIN